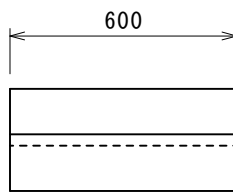
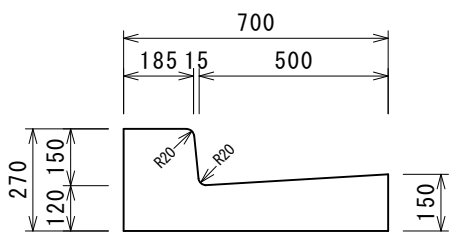
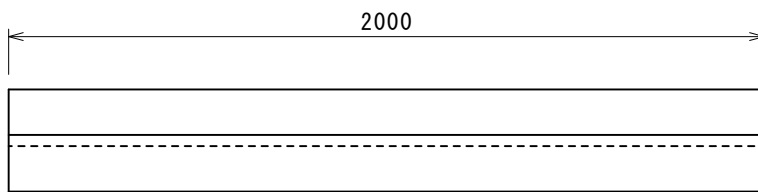
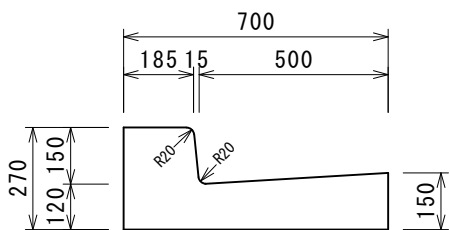


# 国交省 L 形 (BF 型)

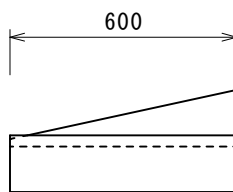
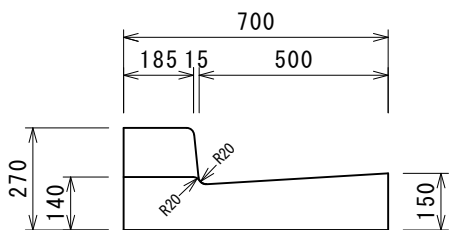
標準型 MS-BF (L=600)  
177 kg



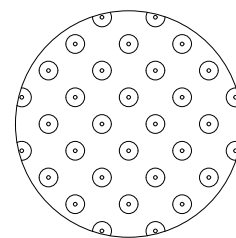
標準型 MS-BF (L=2000)  
590 kg



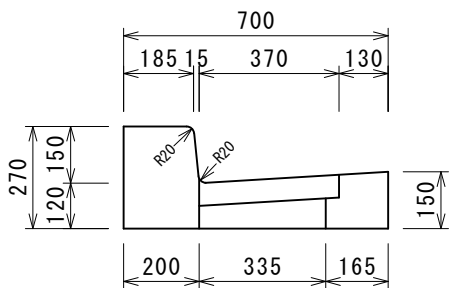
すりつけ型 MT-BF20 (L=600)  
156 kg



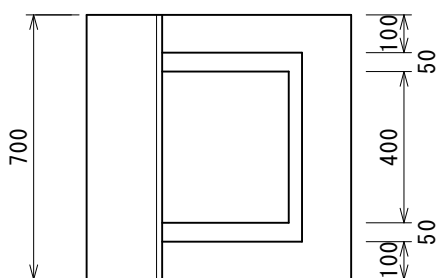
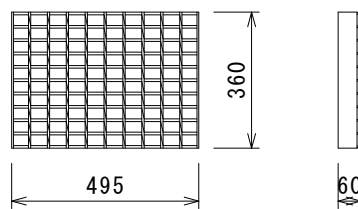
エフの表面突起模様も製造可  
(スベリ止加工)



標準型縁塊 MS-BF  
158 kg



普通目クレーチング (T-25)  
15.2 kg



細目スベリ止メクレーチング (T-25)  
20.4kg

