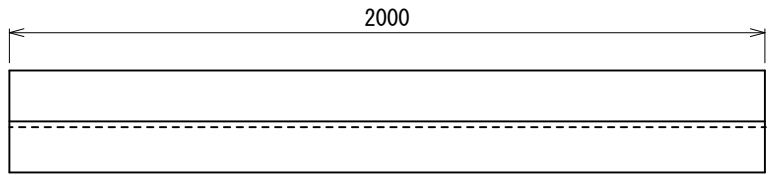
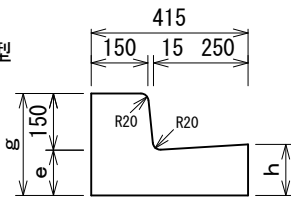


# 重耐用 L 形415 (TRL・TML・THL マウント・アップ° 型)

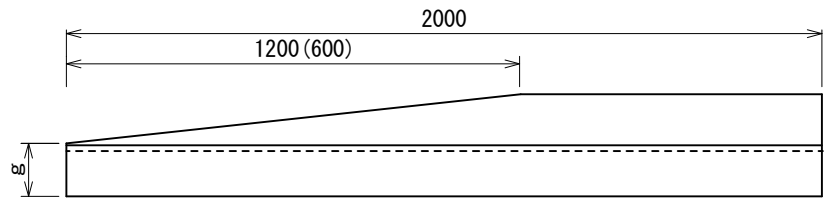
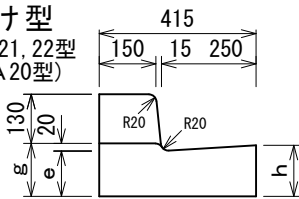
## 標準型

MS-A型

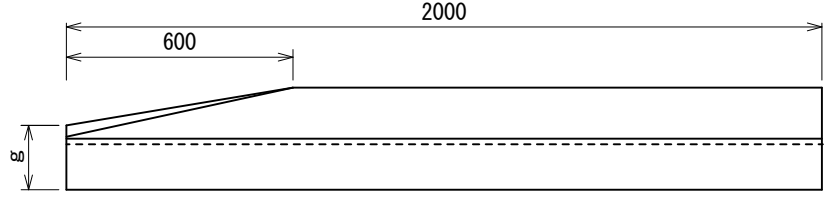
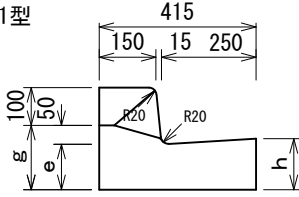


## すりつけ型

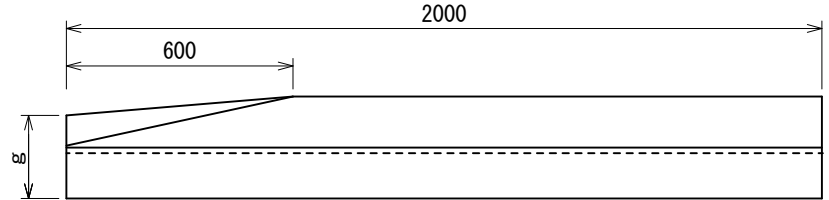
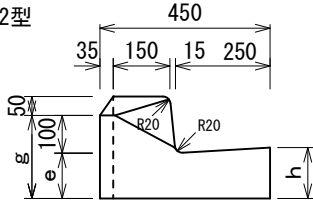
MT-A21, 22型  
(MT-A20型)



MT-A1型

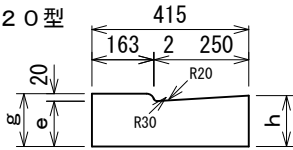


MT-A2型

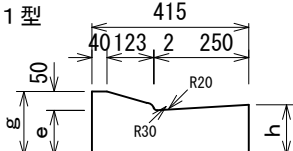


## 切り下げ型 (L=2000)

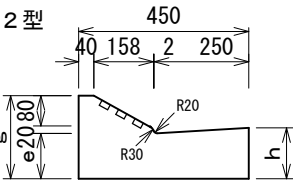
MD-A20型



MD-A1型

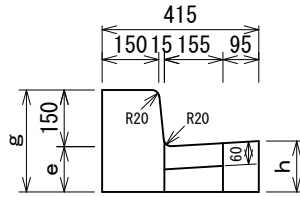


MD-B2型

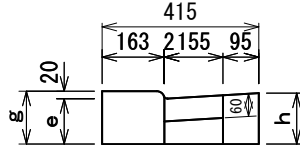


## 縁塊

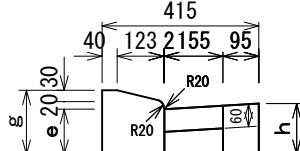
MS-A型



MD-A20型



MD-A1型

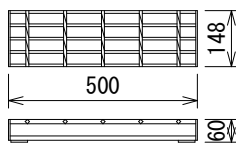


## 寸法表

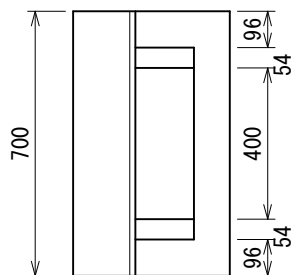
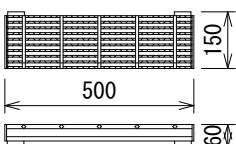
種類	呼び	寸法 (mm)			重量 (kg)	
		e	g	h		
標準型	MS-A	120	270	135	369	
	MT-A20	120	140	135	354	
	すりつけ型	MT-A21, 22	120	140	135	339
		MT-A1	120	170	135	357
		MT-A2	120	220	135	367
		MD-A20	120	140	135	269
	切り下げ型	MD-A1	120	170	135	284
		MD-B2	120	220	135	339
		MS-A	120	270	135	108
	縁塊	MD-A20	120	140	135	73
縁塊 (平)	MD-A1	120	170	135	78	
標準型	MS-A	170	320	185	471	
	MT-A20	170	190	185	456	
	すりつけ型	MT-A21, 22	170	190	185	441
		MT-A1	170	220	185	458
		MT-A2	170	270	185	470
		MD-A20	170	190	185	371
	切り下げ型	MD-A1	170	220	185	386
		MD-B2	170	270	185	450
		MS-A	170	320	185	136
	縁塊	MD-A20	170	190	185	101
縁塊 (平)	MD-A1	170	220	185	106	
標準型	MS-A	220	370	235	572	
	MT-A20	220	240	235	558	
	すりつけ型	MT-A21, 22	220	240	235	543
		MT-A1	220	270	235	560
		MT-A2	220	320	235	572
		MD-A20	220	240	235	473
	切り下げ型	MD-A1	220	270	235	487
		MD-B2	220	320	235	560
		MS-A	220	370	235	164
	縁塊	MD-A20	220	240	235	129
縁塊 (平)	MD-A1	220	270	235	134	

## グレーチング

普通目 T-25 5.5kg



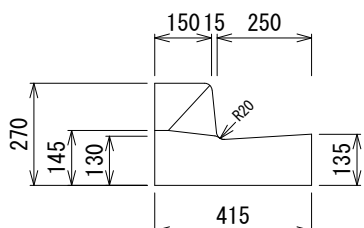
細目スリ止め T-25 10kg



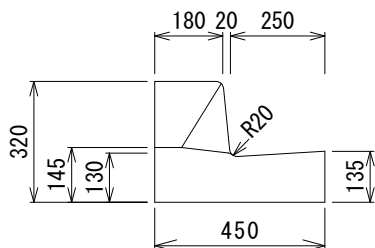
# 重耐用 L 形 415・450 縁塊・すりつけ型 (斜) 及び切り下げ型 (平)

## 1 本すりつけ型 (1 本斜)

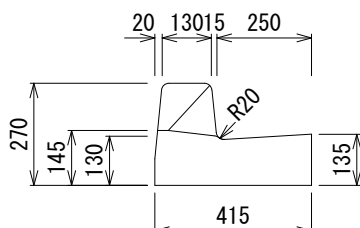
マウントアップ型  
MT-AF25型 96kg



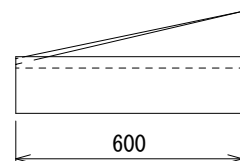
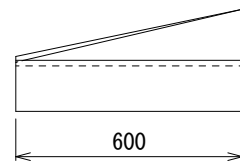
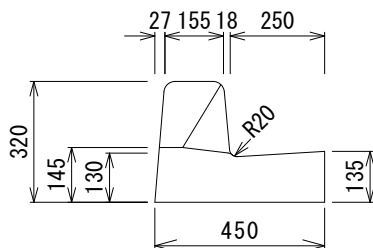
MT-BF25型 114kg



フラット型  
FT-AF25型 93kg

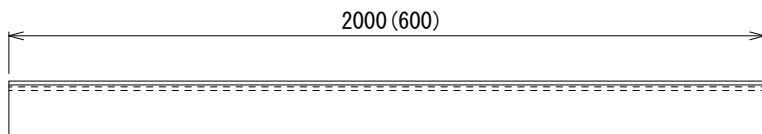
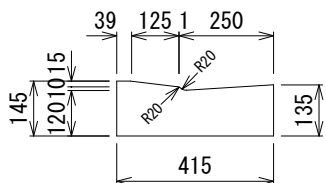


FT-BF25型 108kg

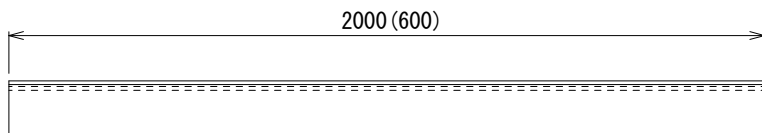
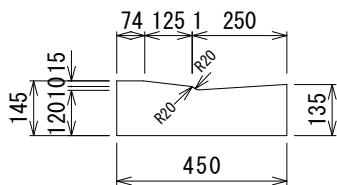


## すりつけ型 (ハリアフリ型)

MD-AF25型 269kg (81kg)

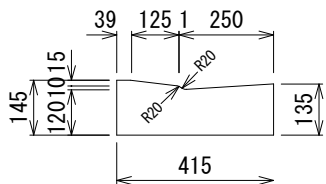


MD-BF25型 294kg (88kg)



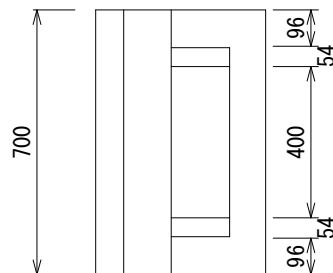
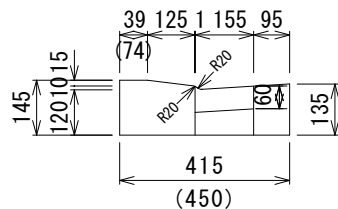
## 切り下げ型R (ハリアフリ型)

MD-AF25型 82~81kg



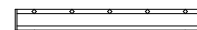
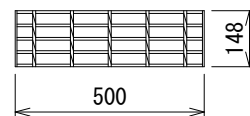
## 縁塊切り下げ型 (ハリアフリ型)

MD-AF25型 73kg  
(MD-BF25型 81kg)

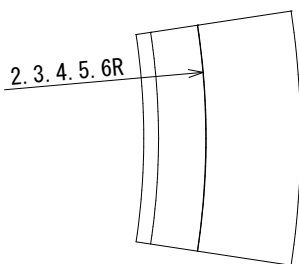
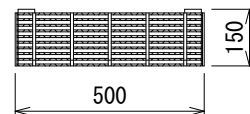


## グレーチング

普通目 T-25 5.5kg

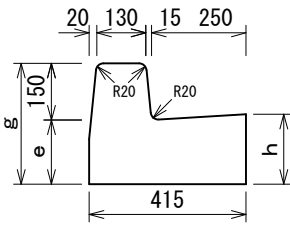


細目スリ止め T-25 10kg

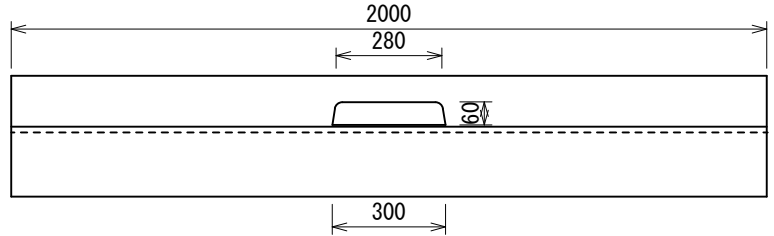
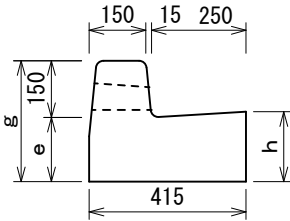


# 重耐用L形415 (TRL・TML・THL フラット型)

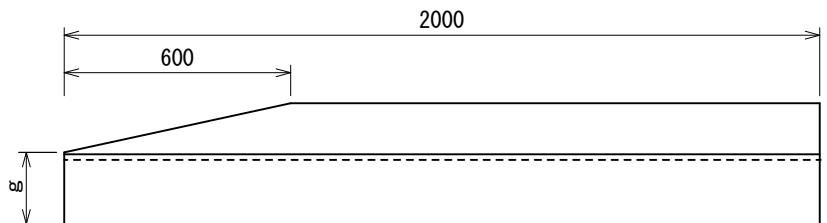
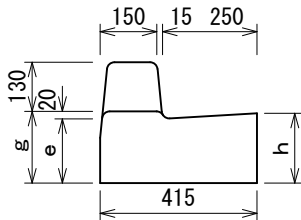
## 標準型 FS-A型



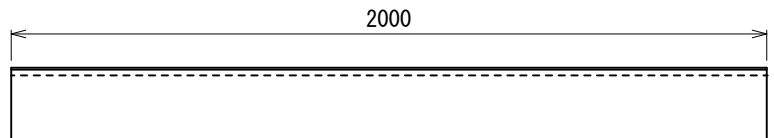
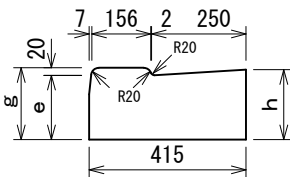
## 水抜き型 FS-A型



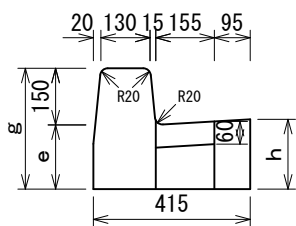
## すりつけ型 FT-A型



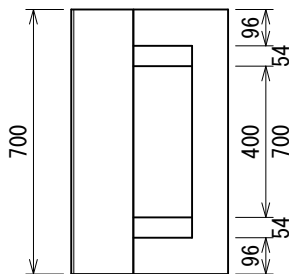
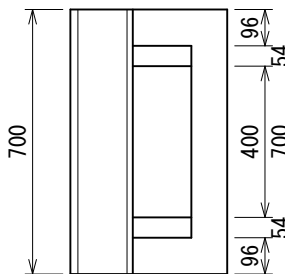
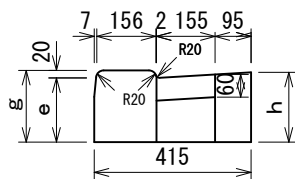
## 切り下げ型 FD-A型



## 縁塊 FS-A型

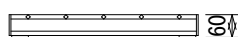
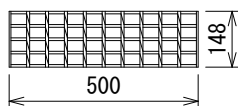


## FD-A型



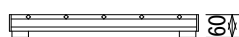
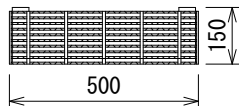
## グレーティング

T-25 5.5kg



## 細目スリ止めグレーティング

T-25 10kg

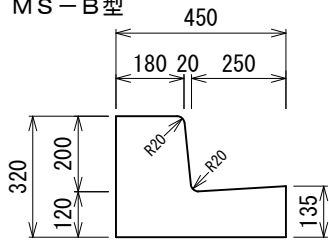


寸法表

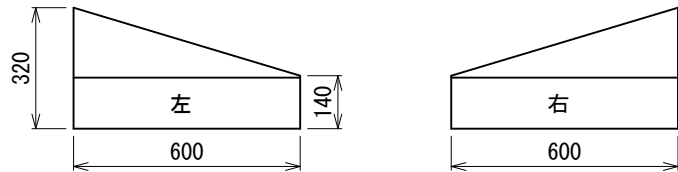
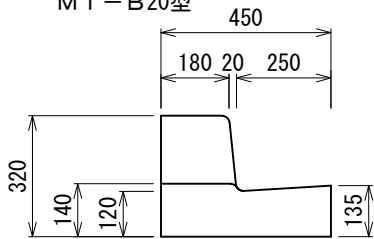
種類	呼び	寸法 (mm)			重量 (kg)
		e	g	h	
標準型	FS-A	120	270	135	3.59
水抜き型	FS-A	120	270	135	3.52
すりつけ型	FT-A	120	140	135	3.45
	FT-A1	120	170	135	3.48
切り下げ型	FD-A	120	140	135	2.68
縁塊	FS-A	120	270	135	1.04
縁塊 (平)	FD-A	120	140	135	0.72
標準型	FS-A	170	320	185	4.60
水抜き型	FS-A	170	320	185	4.54
すりつけ型	FT-A	170	190	185	4.47
	FT-A1	170	220	185	4.49
切り下げ型	FD-A	170	190	185	3.69
縁塊	FS-A	170	320	185	1.32
縁塊 (平)	FD-A	170	190	185	1.00
標準型	FS-A	220	370	235	5.62
水抜き型	FS-A	220	370	235	5.55
すりつけ型	FT-A	220	240	235	5.49
	FT-A1	220	270	235	5.51
切り下げ型	FD-A	220	240	235	4.71
縁塊	FS-A	220	370	235	1.60
縁塊 (平)	FD-A	220	240	235	1.28

# 重耐 L 形 450 (マウントアップ型)

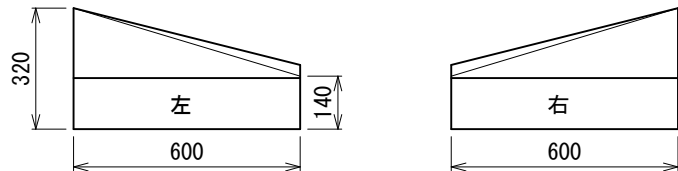
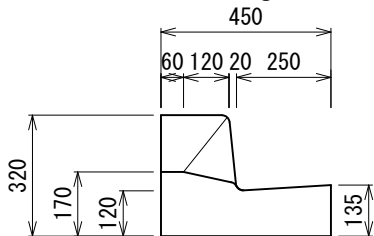
標準型 460kg  
MS-B型



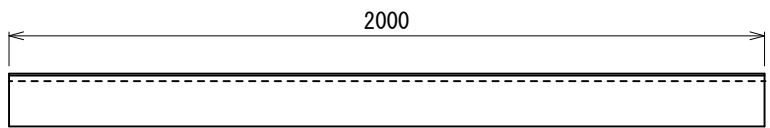
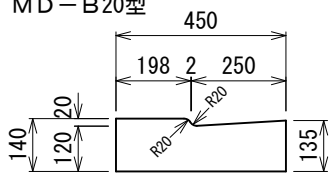
すりつけ型 113kg  
MT-B20型



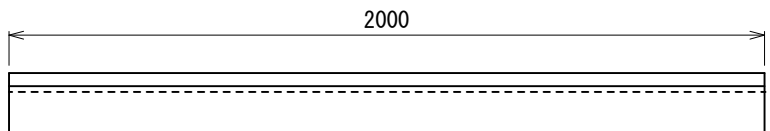
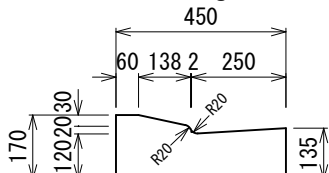
MT-B1型 116kg



切り下げ型 293kg  
MD-B20型

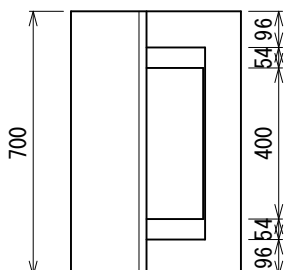
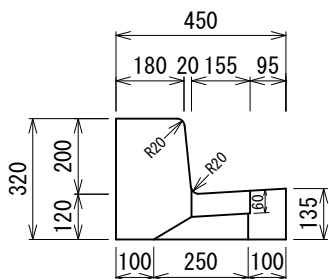


MD-B1型 312kg



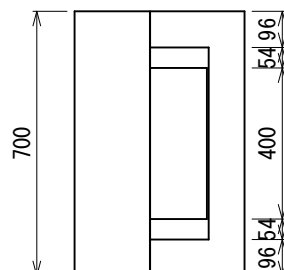
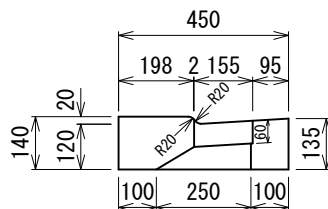
標準型縁塊

MS-B型 137kg

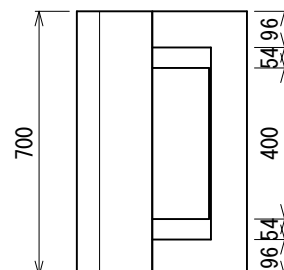
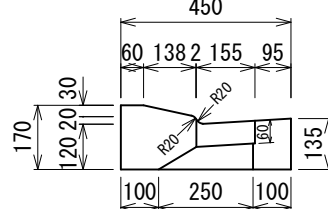


切り下げ型縁塊

MD-B20型 78kg

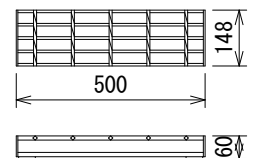


MD-B1型 85kg

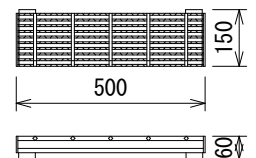


グレーチング

普通目 T-25 5.5kg



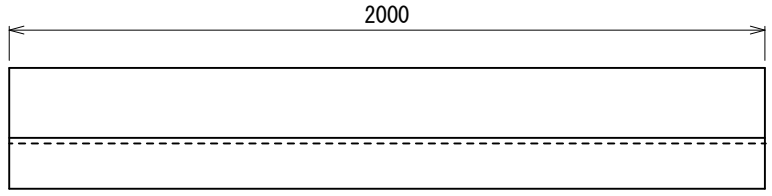
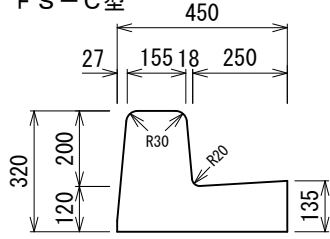
細目スバリ止め T-25 10kg



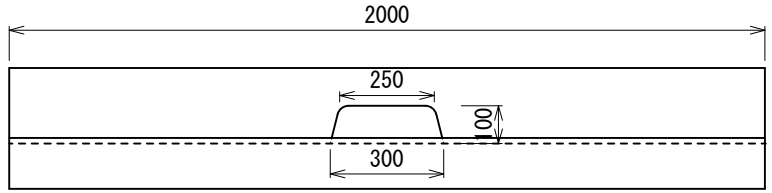
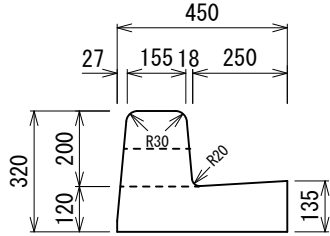
# 重耐 L 形 450 (フラット型)

標準型 441kg

FS-C型

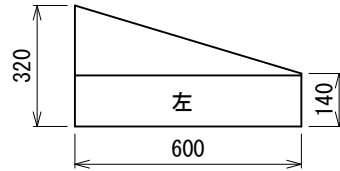
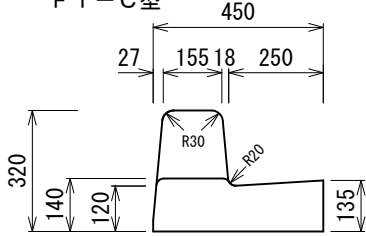


水抜き型 428kg

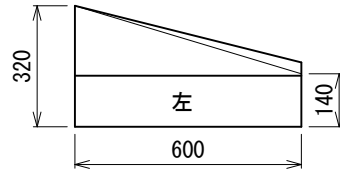
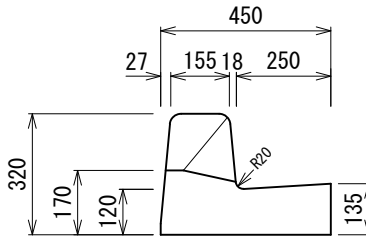


すりつけ準型 110kg

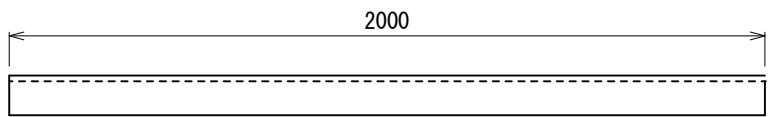
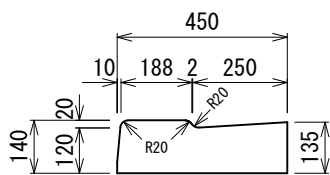
FT-C型



FT-B1型 112kg

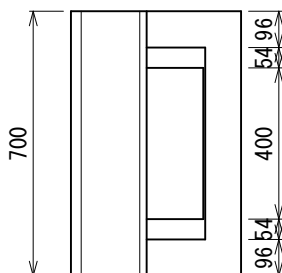
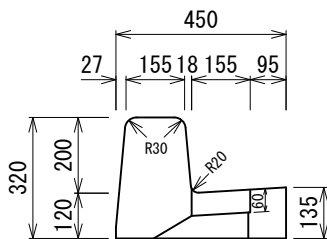


切り下げ型 FD-C型 290kg



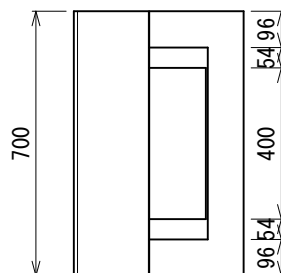
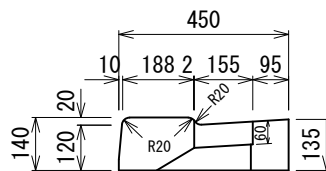
標準型縁塊

FS-C型 133kg



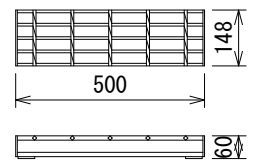
切り下げ型縁塊

FD-C型 80kg



グレーチング

普通目 T-25 5.5kg



細目スベリ止め T-25 10kg

