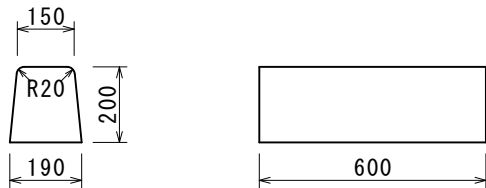


境界ブロック(両面歩車道境界ブロック JIS型)

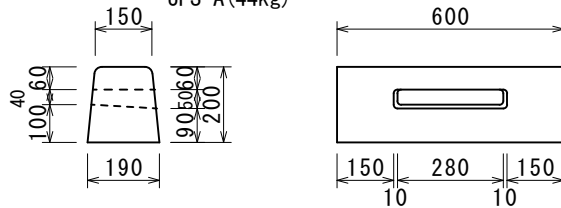
標準型 (A型)

JFS-A (50kg)



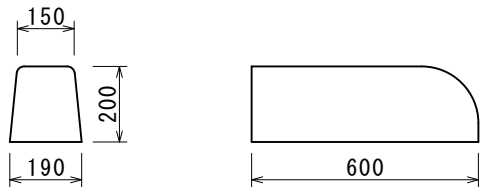
水抜き型 (箱型)

JFS-A (44kg)



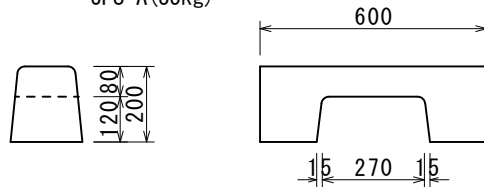
端末型

JFS-A (45kg)



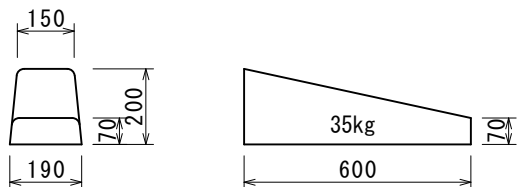
水抜き型 (門型)

JFS-A (35kg)



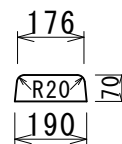
すりつけ型

JFT-A20型



切り下げ型

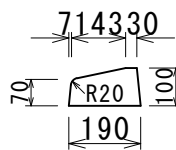
JFD-A20 (19kg)



JFT-A1型

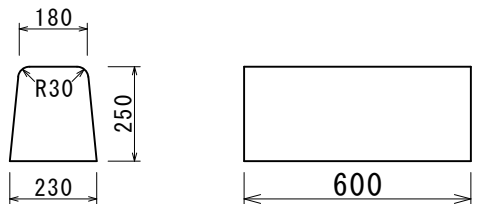


JFD-A1 (23kg)

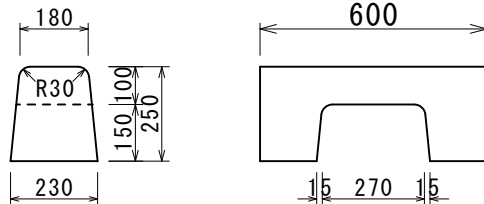


標準型 (B型)

JFS-B (75kg)

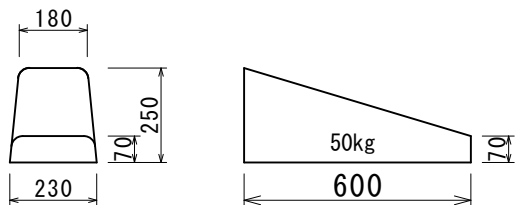


水抜き型 JFS-B (53kg)



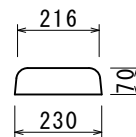
すりつけ型

JFT-B20型

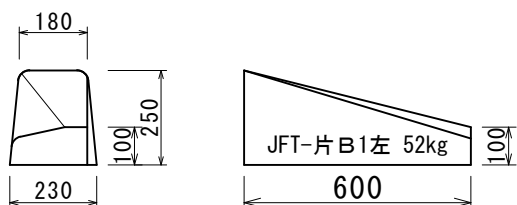


切り下げ型

JFD-B20 (23kg)



JFT-片B1型



MD-B1 (26kg)

