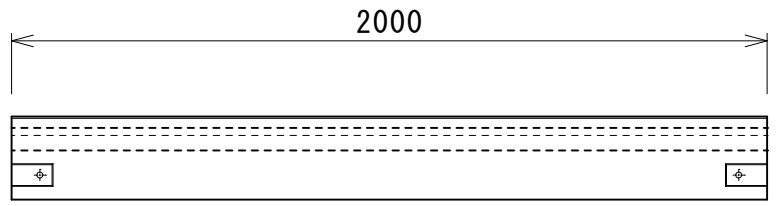
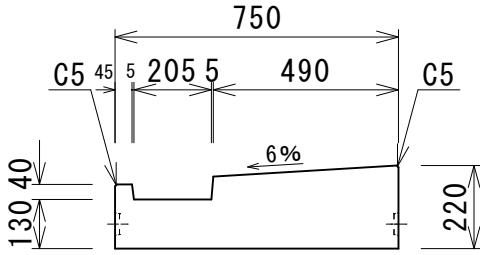
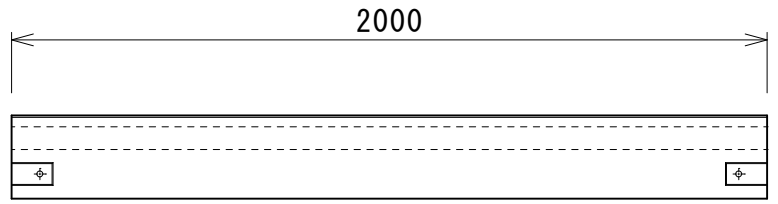
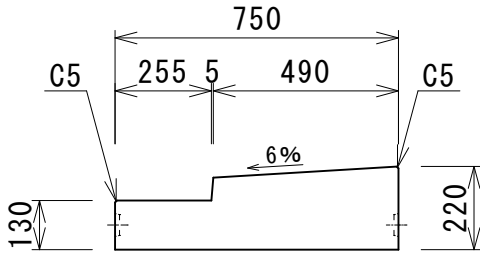


# 国交型E°ロンブ°ロック及び曲線用E°ロンブ°ロック

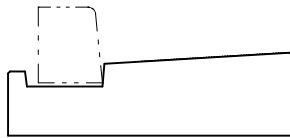
Aタイプ 656kg



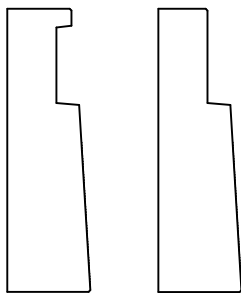
Bタイプ 647kg



Aタイプ

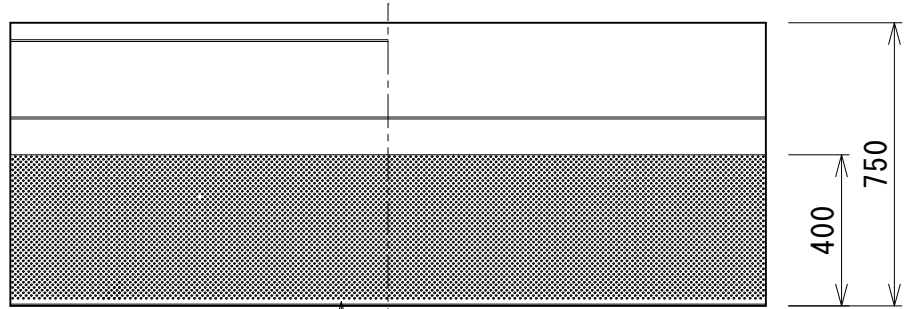


Bタイプ



Aタイプ

Bタイプ



表面突起模様  
(スベリ止加工)

E°ロン表面突起模様  
(スベリ止加工)

曲線用E°ロンブ°ロック

