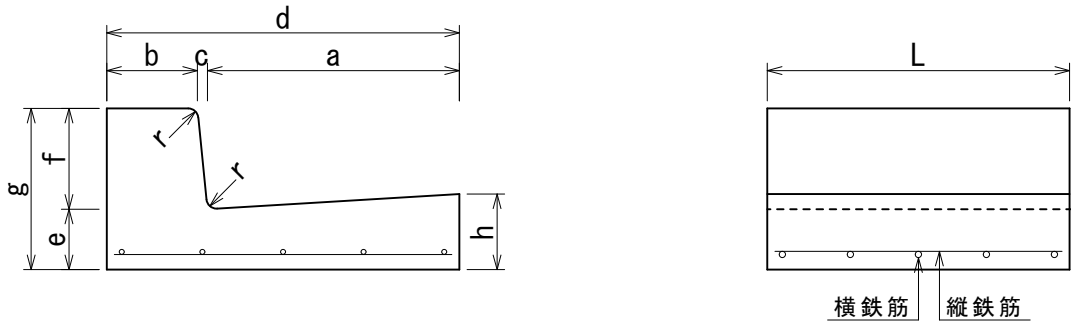


国交省 L 形及び縁塊

標準型

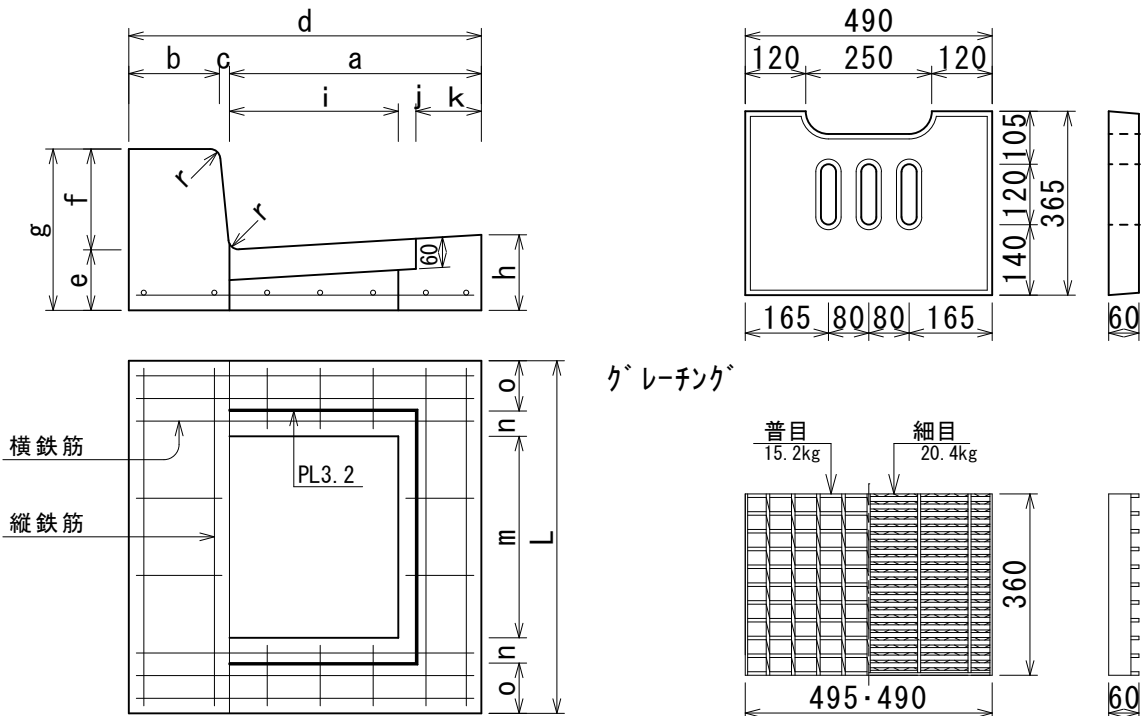


寸法及び配筋表

呼 び	寸 法 (mm)	寸 法 (mm)										配 筋				重 量 (kg)
		a	b	c	d	e	f	g	h	r	L	横鉄筋		縦鉄筋		
		呼び名	本数	呼び名	本数	呼び名	本数	呼び名	本数	呼び名	本数	呼び名	本数	呼び名	本数	
I 型	基本 650x270x600	485	150	15	650	120	150	270	150	20	600	D13	5	D10	5	160
	平 650x140x600 (MD-A20)	485	163	2	650	120	20	140	150	20	600	D13	5	D10	5	131
	平 650x170x600 (MD-A50)	485	160	5	650	120	50	170	150	20	600	D13	5	D10	5	138
II 型	基本 700x270x600	500	180	20	700	120	200	320	150	20	600	D13	5	D10	5	190
	平 700x140x600 (MD-B20)	500	198	2	700	120	20	140	150	20	600	D13	5	D10	5	140
	平 700x170x600 (MD-B50)	500	195	5	700	120	50	170	150	20	600	D13	5	D10	5	149

縁 塊

ふ た 28kg

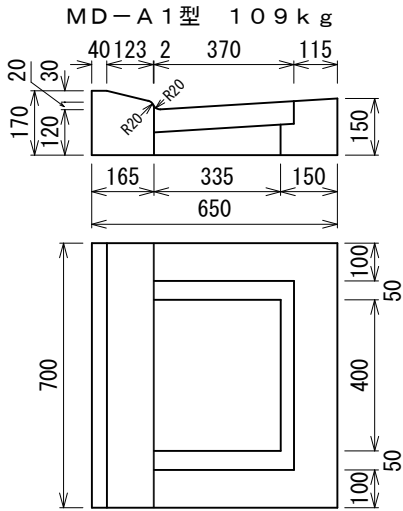


寸法及び配筋表

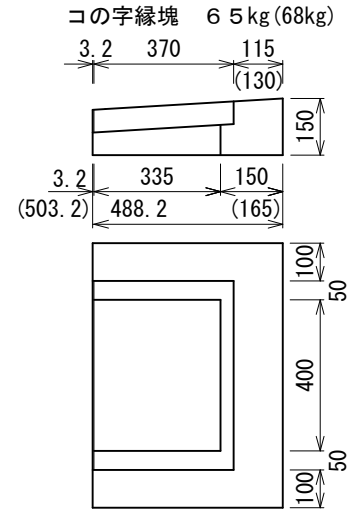
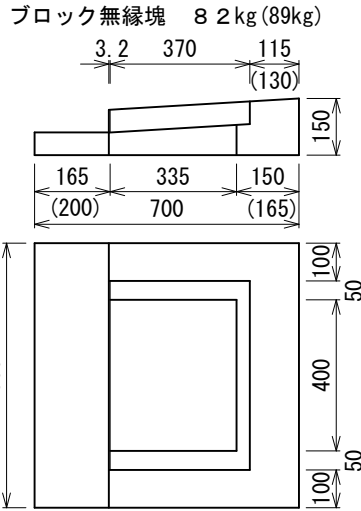
呼 び	寸 法 (mm)	寸 法 (mm)															配 筋				重 量 (kg)	
		a	b	c	d	e	f	g	h	i	j	k	m	n	o	r	L	横鉄筋		縦鉄筋		
		呼び名	本数	呼び名	本数	呼び名	本数	呼び名	本数	呼び名	本数	呼び名	本数	呼び名	本数	呼び名	本数	呼び名	本数	呼び名		本数
I 型	基本 650x270x600	485	150	15	650	120	150	270	150	335	35	115	400	50	100	20	700	D13	8	D10	7	139
	平 650x140x600 (MD-A20)	485	163	2	650	120	20	140	150	335	35	115	400	50	100	20	700	D13	8	D10	7	104
	平 650x170x600 (MD-A50)	485	160	5	650	120	50	170	150	335	35	115	400	50	100	20	700	D13	8	D10	7	113
II 型	基本 700x270x600	500	180	20	700	120	200	320	150	335	35	130	400	50	100	20	700	D13	8	D10	7	174
	平 700x140x600 (MD-B20)	500	198	2	700	120	20	140	150	335	35	130	400	50	100	20	700	D13	8	D10	7	115
	平 700x170x600 (MD-B50)	500	195	5	700	120	50	170	150	335	35	130	400	50	100	20	700	D13	8	D10	7	126

国交省 L 形 縁塊・すりつけ型 (斜) 及び切り下げ型 (平)

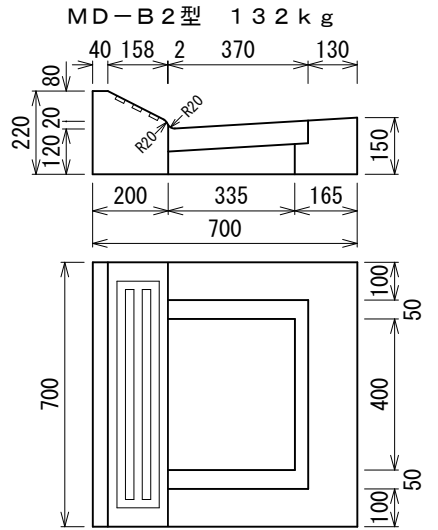
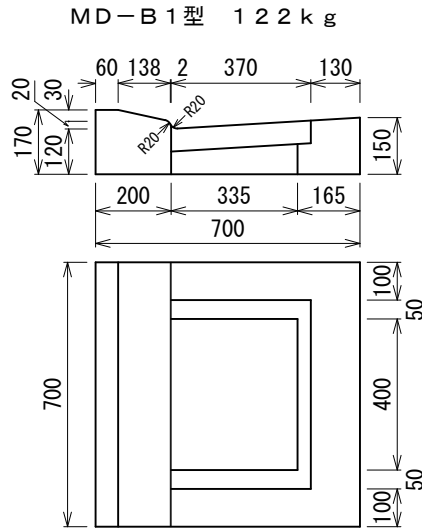
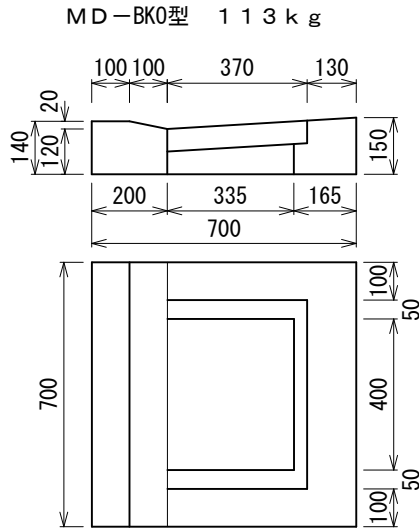
I 型切り下げ型縁塊 (平)



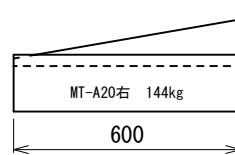
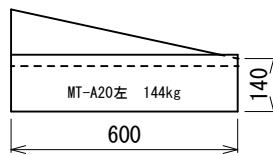
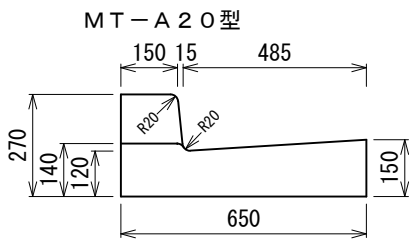
I 型 (II 型) 特殊縁塊



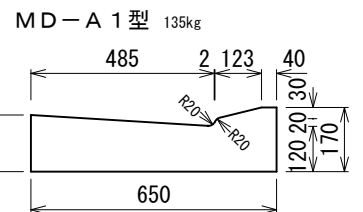
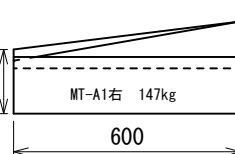
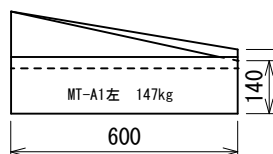
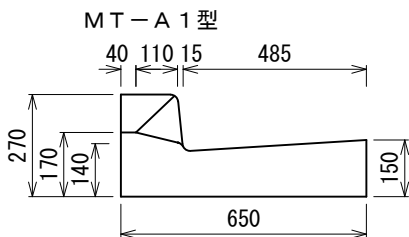
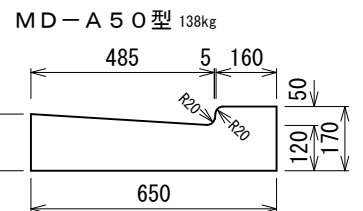
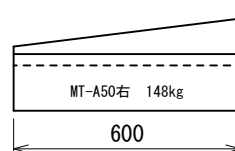
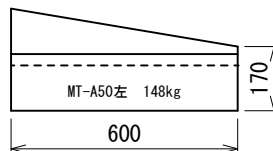
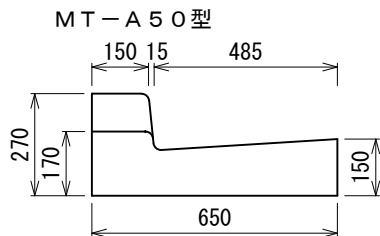
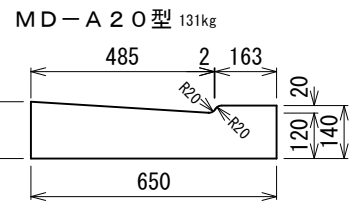
II 型切り下げ型縁塊 (平)



I 型 1 本すりつけ型 (1 本斜)



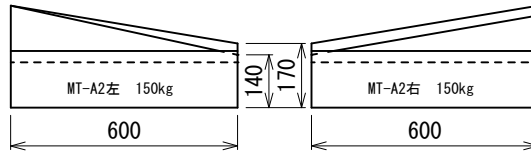
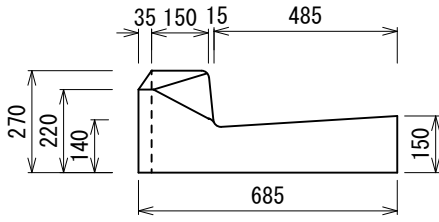
I 型切り下げ型 (平)



国交省 L 形 すりつけ型 (斜) 及び切り下げ型 (平)

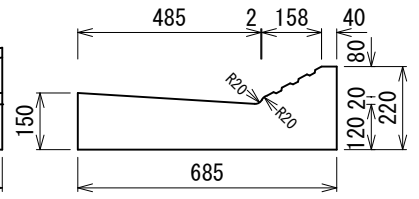
I 型 1 本すりつけ型 (1 本斜)

MT-A 2 型

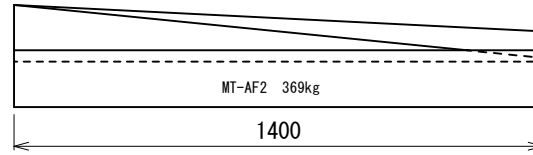
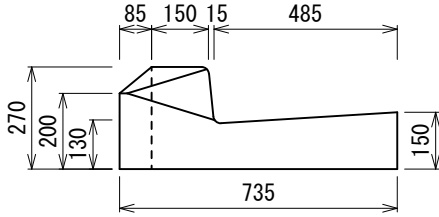


I 型切り下げ型 (平)

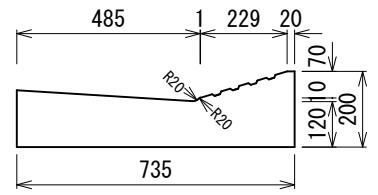
MD-A 2 型 144kg



MT-A F 2 型

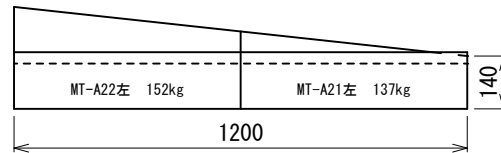
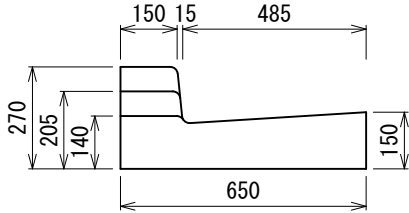


MD-A F 2 型 (L=2000) 527kg

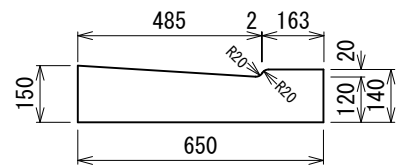


I 型 2 本すりつけ型 (2 本斜)

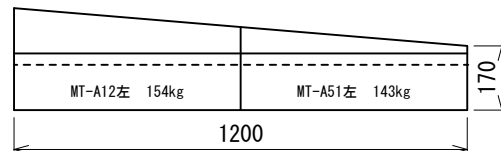
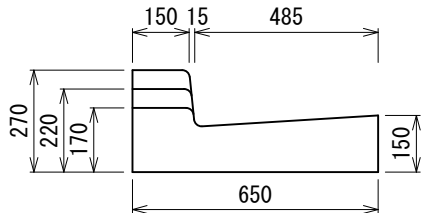
MT-A 2 1, 2 2 型



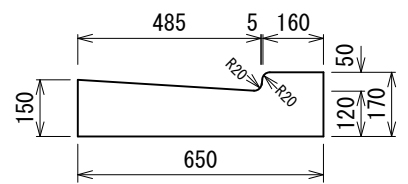
MD-A 2 0 型 131kg



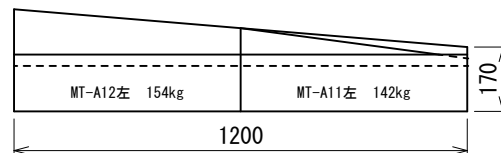
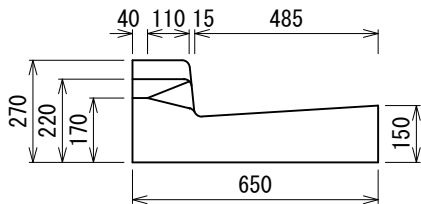
MT-A 5 1, 1 2 型



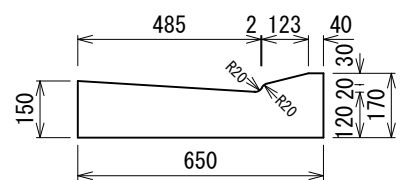
MD-A 5 0 型 138kg



MT-A 1 1, 1 2 型



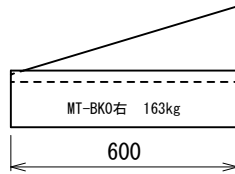
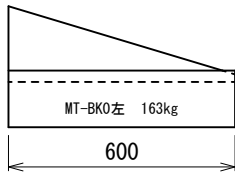
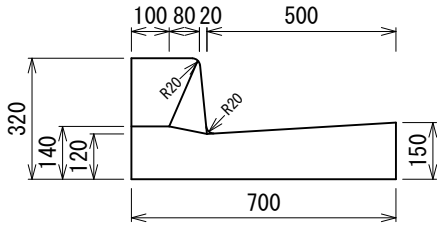
MD-A 1 型 135kg



国交省 L 形 すりつけ型 (斜) 及び切り下げ型 (平)

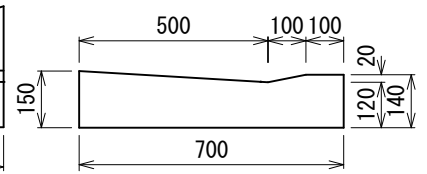
II 型 1 本すりつけ型 (1 本斜)

MT-BK0 型

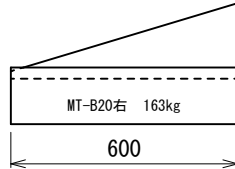
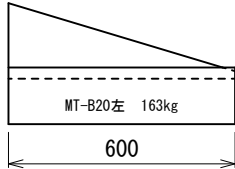
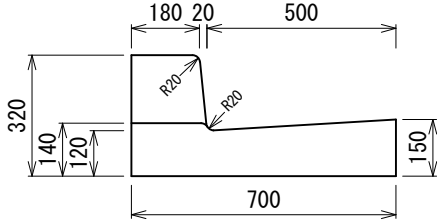


II 型 切り下げ型 (平)

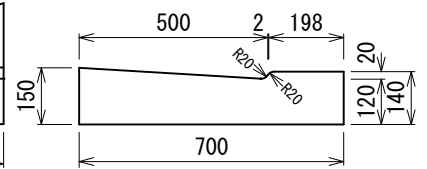
MD-BK0 型 139kg



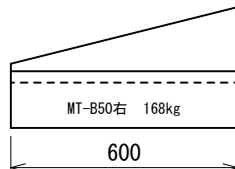
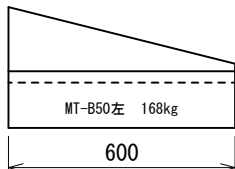
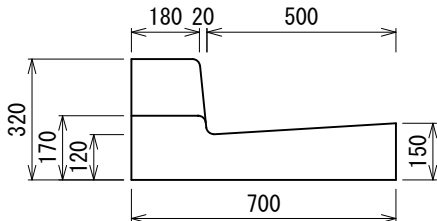
MT-B20 型



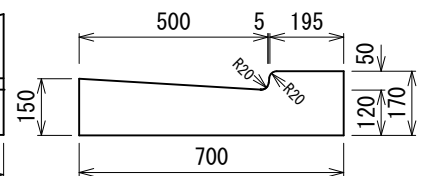
MD-B20 型 140kg



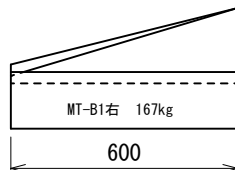
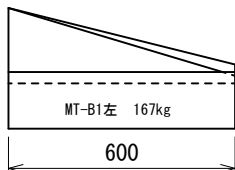
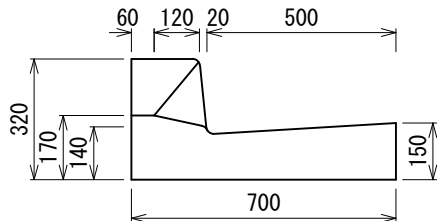
MT-B50 型



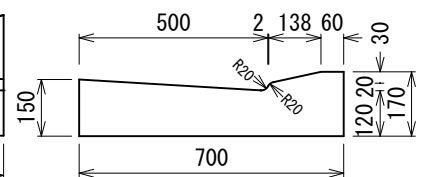
MD-B50 型 149kg



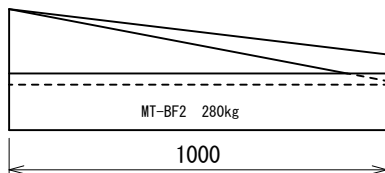
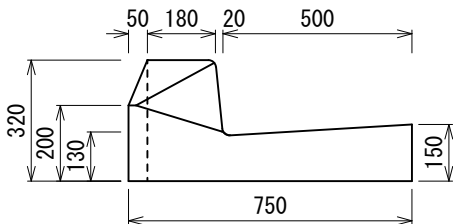
MT-B1 型



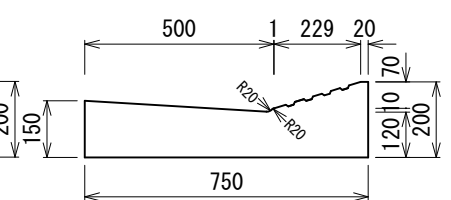
MD-B1 型 146kg



MT-BF2 型

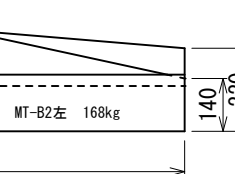
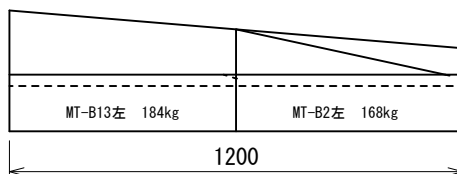
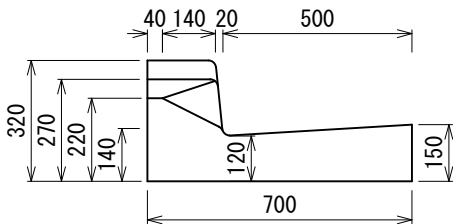


MD-BF2 型 (L=2000) 537kg

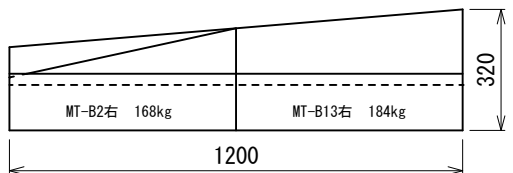
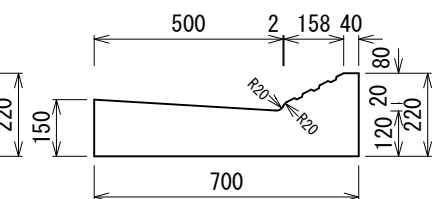


II 型 2 本すりつけ型 (2 本斜)

MT-B2, 13 型



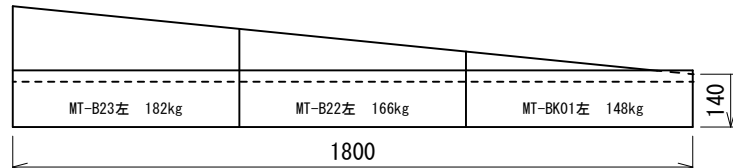
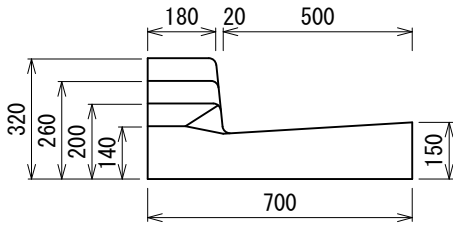
MD-B2 型 155kg



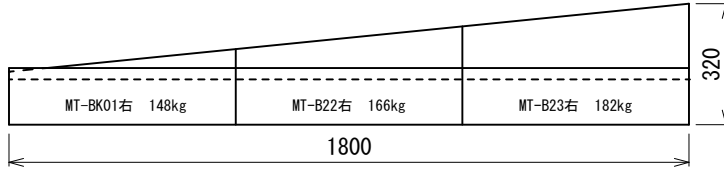
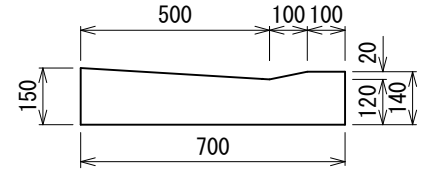
国交省 L 形 すりつけ型 (斜) 及び切り下げ型 (平)

II 型 3 本すりつけ型 (3 本斜)

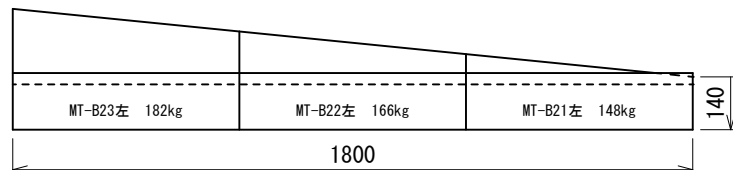
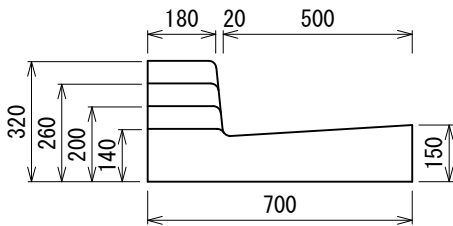
MT-BK01, B22, 13 型



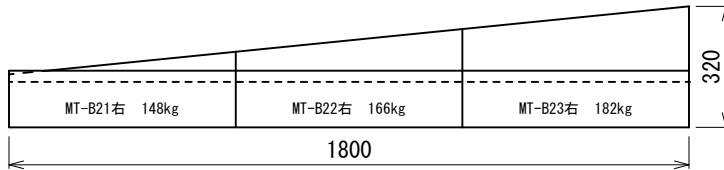
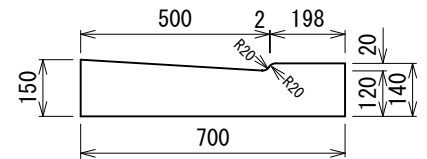
MD-BK0型 139kg



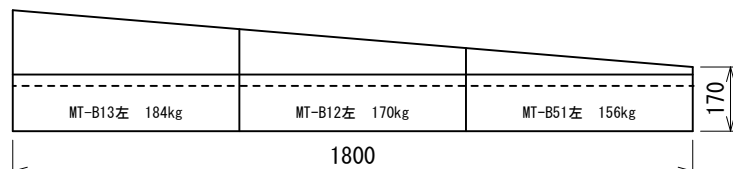
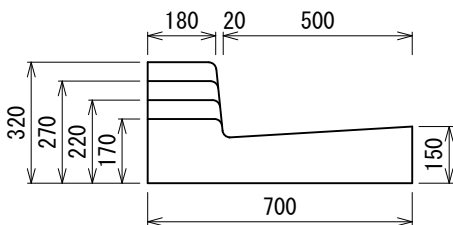
MT-B21, 22, 23 型



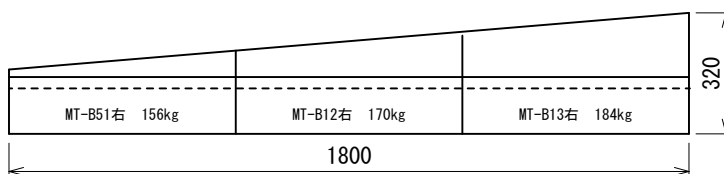
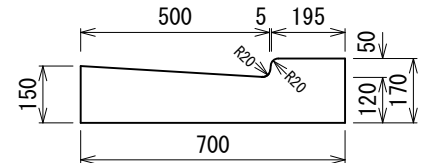
MD-B20型 140kg



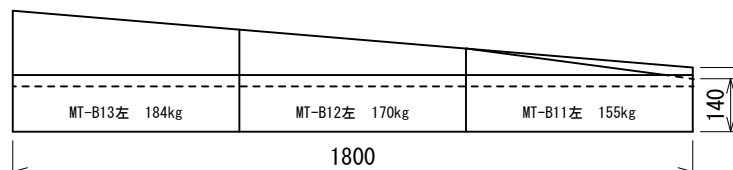
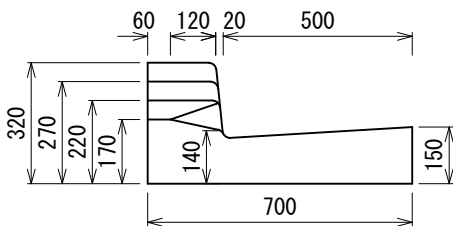
MT-B51, 12, 13 型



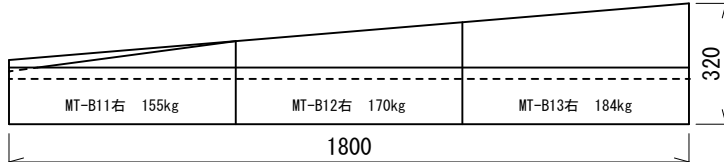
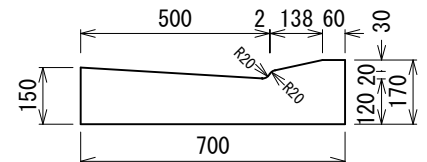
MD-B50型 149kg



MT-B11, 12, 13 型



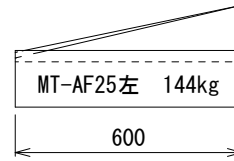
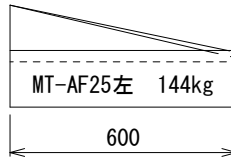
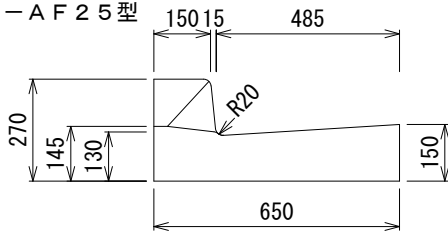
MD-B1型 146kg



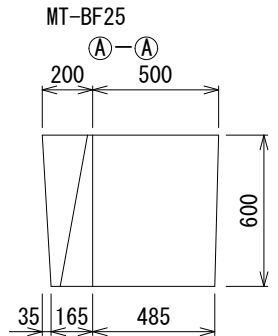
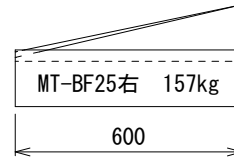
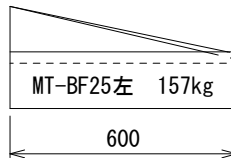
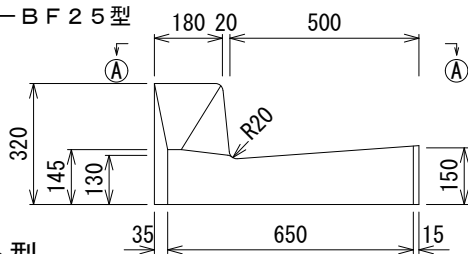
国交省 L 形 縁塊・すりつけ型 (斜) 及び切り下げ型 (平)

I 型 1 本すりつけ型 (1 本斜)

マウントアップ型
MT-AF25型

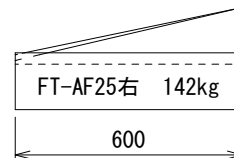
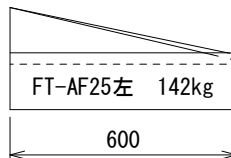
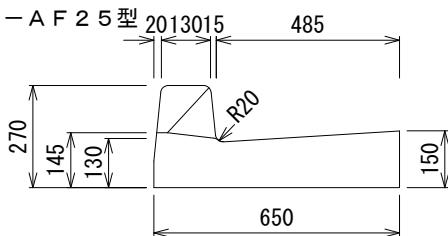


MT-BF25型

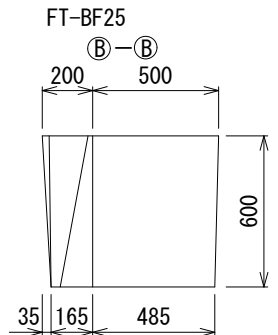
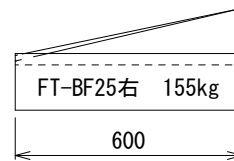
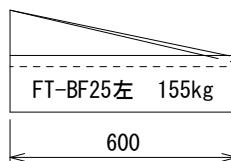
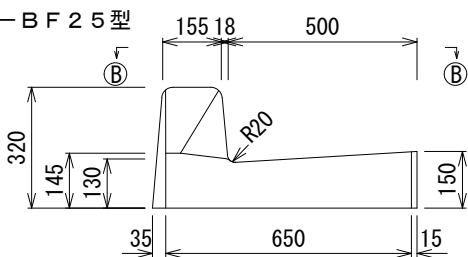


フラット型

FT-AF25型

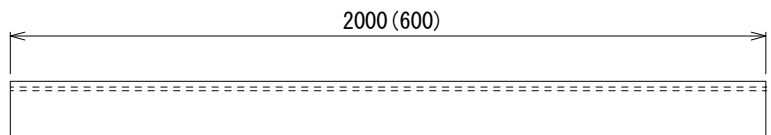
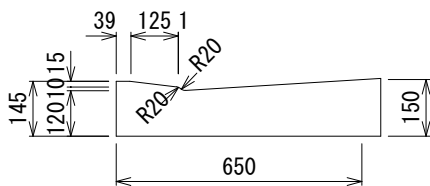


FT-BF25型



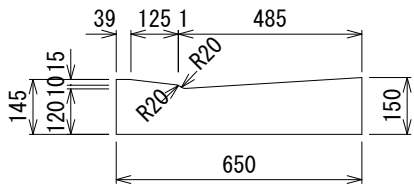
切り下げ型(ハリアリ型)

MD-AF25型 434kg(130kg)



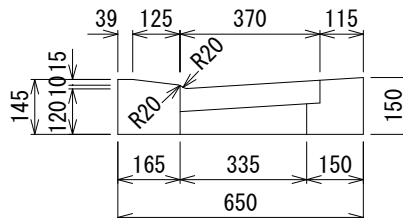
切り下げ型R(ハリアリ型)

MD-AF25型 136kg



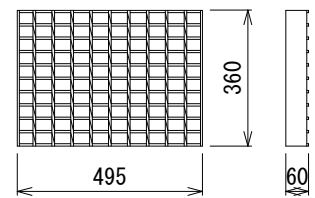
縁塊切り下げ型(ハリアリ型)

MD-AF25型 104kg

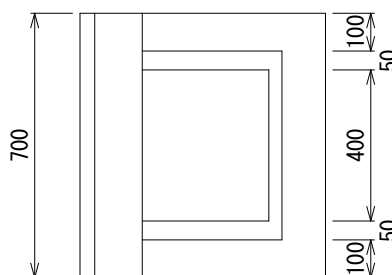
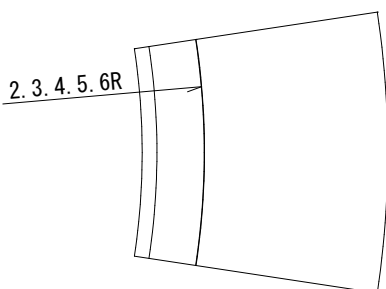
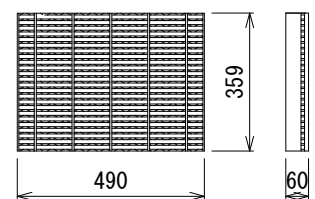


グレーチング

普通目 T-25 15.2kg



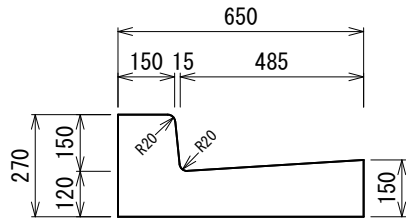
細目スベリ止めグレーチング T-25 20.4kg



国交省 L 形 (L=2000)

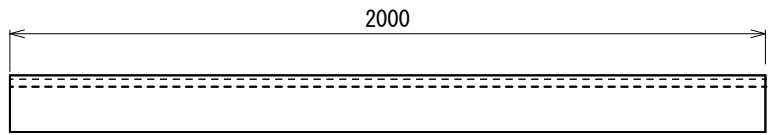
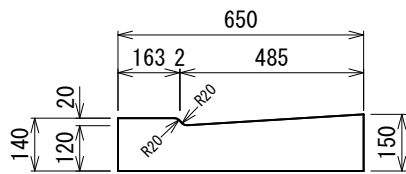
I 型

標準型 534kg

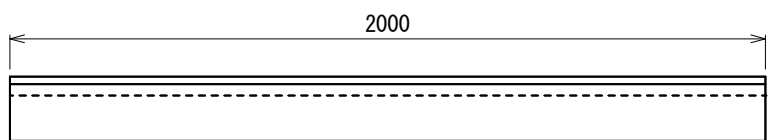
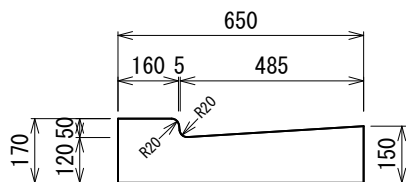


切り下げ型

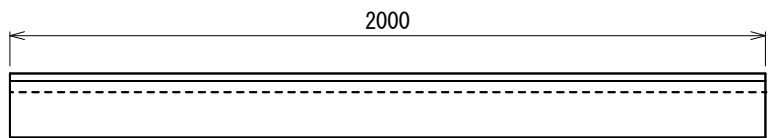
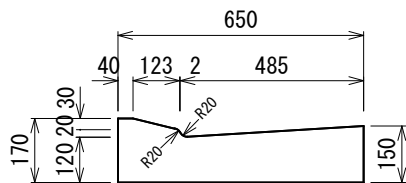
MD-A20型 434kg



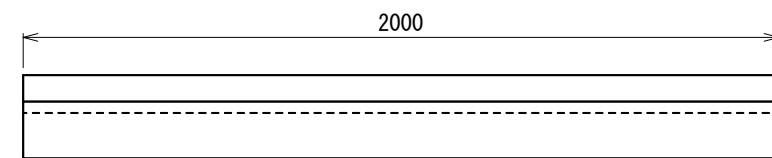
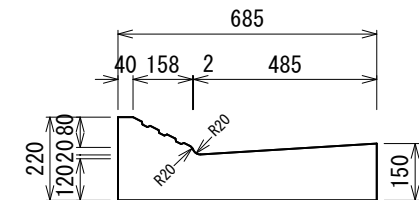
MD-A50型 458kg



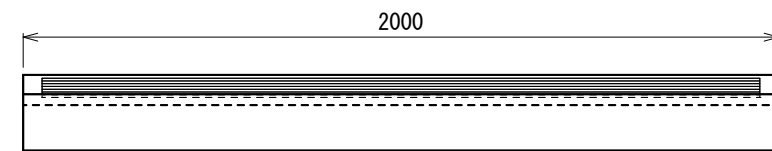
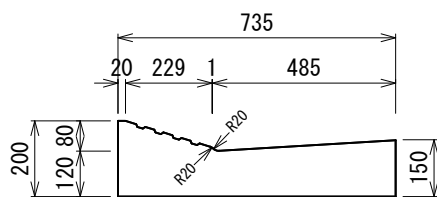
MD-A1型 449kg



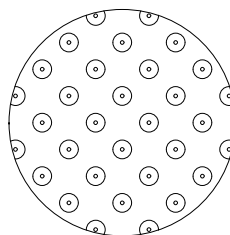
MD-A2型 503kg



MD-AF2型 527kg



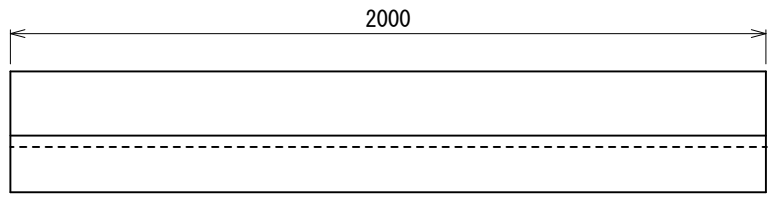
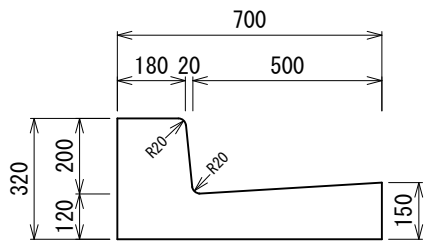
エフの表面突起模様も製造可
(スベリ止加工)



国交省 L 形 (L=2000)

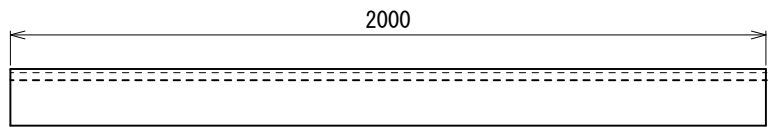
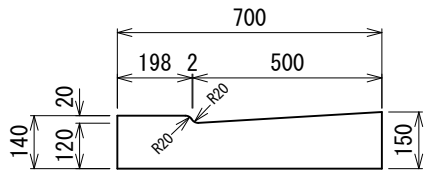
II 型

標準型 635kg

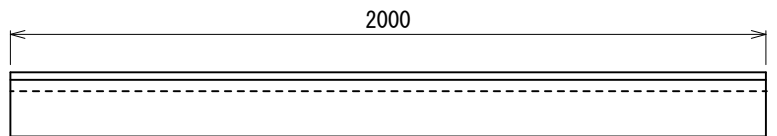
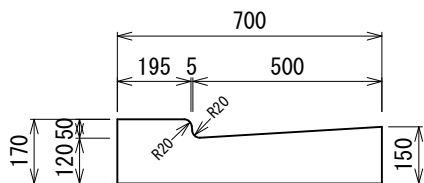


切り下げ型

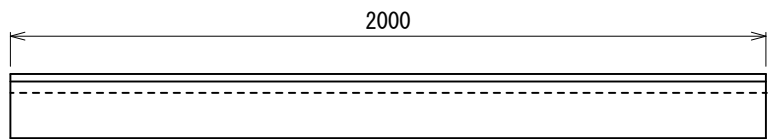
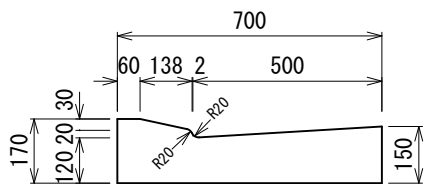
MD-B20型 469kg



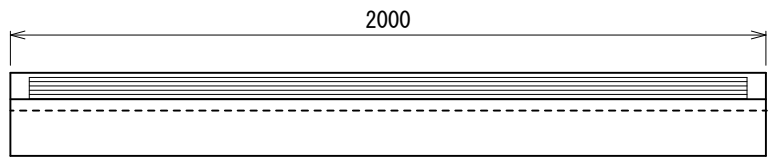
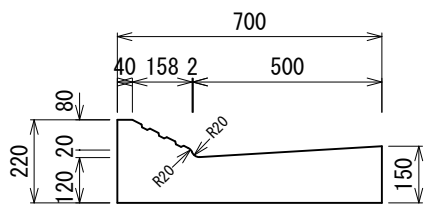
MD-B50型 497kg



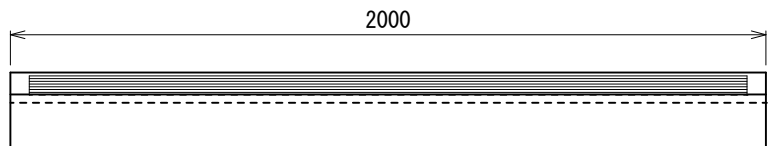
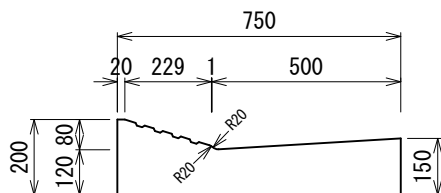
MD-B1型 486kg



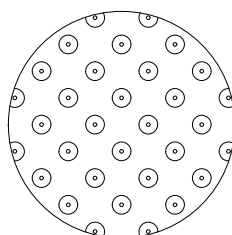
MD-B2型 515kg



MD-BF2型 537kg

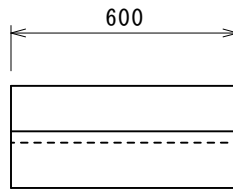
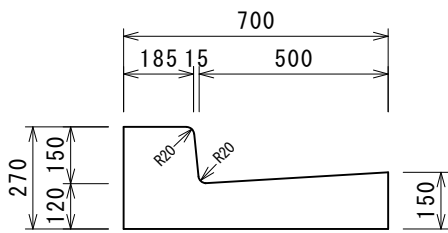


17° の表面突起模様も製造可
(スベリ止加工)

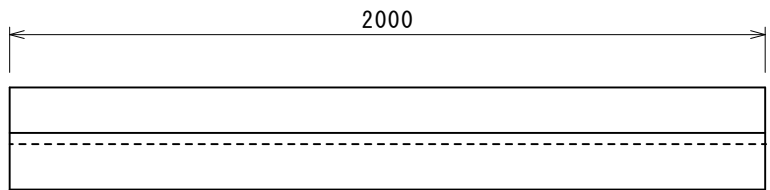
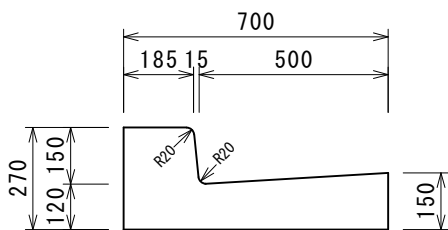


国交省 L 形 (BF 型)

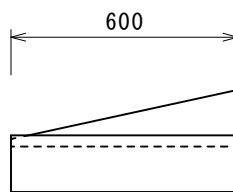
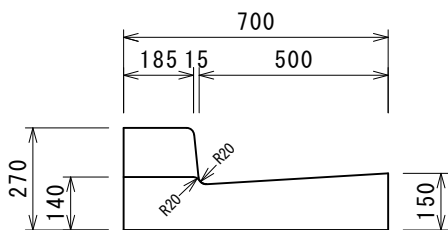
標準型 MS-BF (L=600)
177 kg



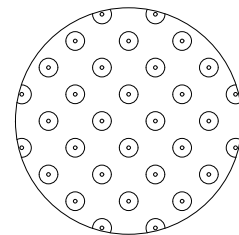
標準型 MS-BF (L=2000)
590 kg



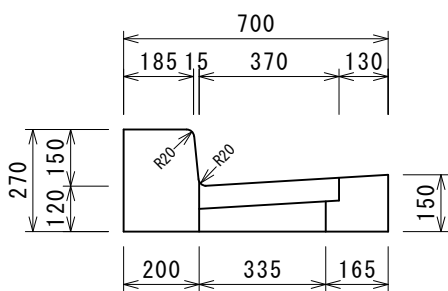
すりつけ型 MT-BF20 (L=600)
156 kg



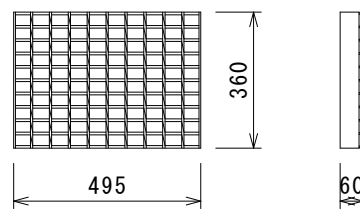
エフ面の表面突起模様も製造可
(スベリ止加工)



標準型縁塊 MS-BF
160 kg



普通目クレーチング (T-25)
15.2 kg



細目スベリ止メクレーチング (T-25)
20.4 kg

