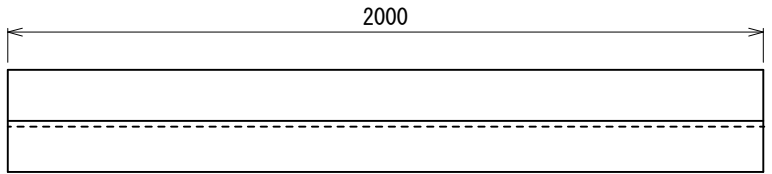
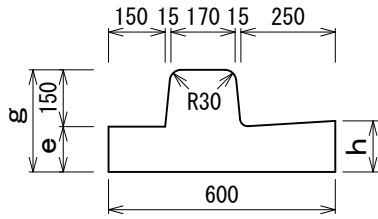
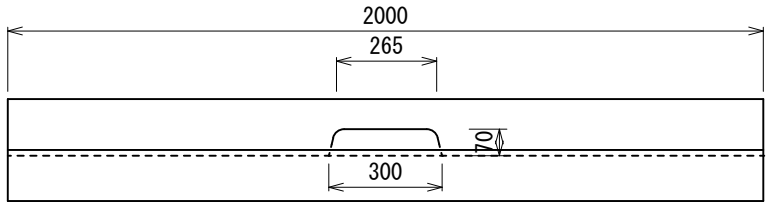
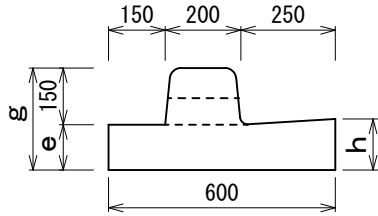


重耐用L形（両側エフ°ン付）

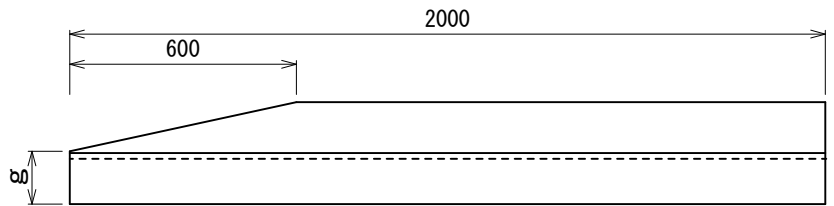
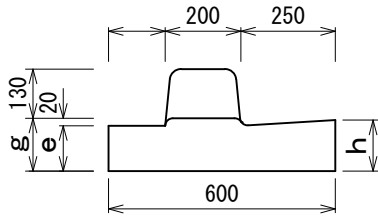
標準型 FS-BF



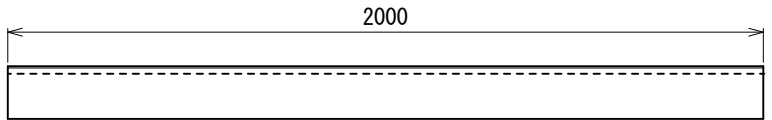
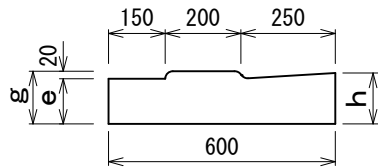
水抜き型 FS-BF



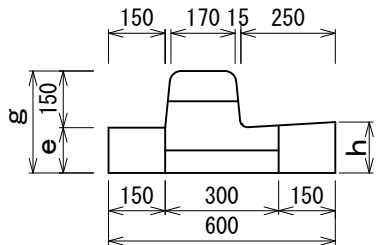
すりつけ型 FT-BF



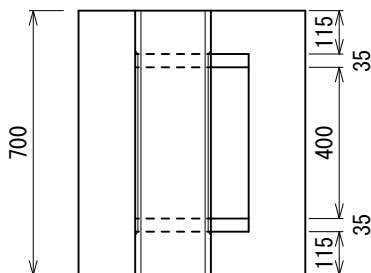
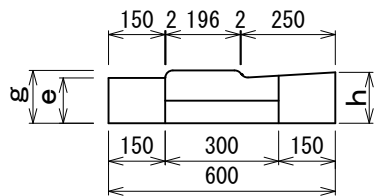
切り下げ型 FD-BF



標準型縁塊 FS-BF



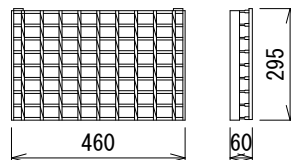
切り下げ型縁塊 FD-BF



寸法表

種類	呼び	寸法 (mm)			重量 (kg)
		e	g	h	
標準型	FS-BF	120	270	135	498
水抜き型	FS-BF	120	270	135	489
すりつけ型	FT-BF	120	140	135	478
切り下げ型	FD-BF	120	140	135	381
縁塊	FS-BF	120	270	135	131
縁塊 (平)	FD-BF	120	140	135	97
標準型	FS-BF	170	320	185	645
水抜き型	FS-BF	170	320	185	636
すりつけ型	FT-BF	170	190	185	625
切り下げ型	FD-BF	170	190	185	528
縁塊	FS-BF	120	270	135	167
縁塊 (平)	FD-BF	120	140	135	134
標準型	FS-BF	220	370	235	792
水抜き型	FS-BF	220	370	235	783
すりつけ型	FT-BF	220	240	235	772
切り下げ型	FD-BF	220	240	235	675
縁塊	FS-BF	120	270	135	204
縁塊 (平)	FD-BF	120	140	135	170

グレーチング 12.4kg



細目スベリ止めグレーチング 15.9kg

